

EXEA®

LA NOSTRA PORTA

WWW.EXEAPORTE.COM

EXEA[®]
LA NOSTRA PORTA

REGISTERED TRADE MARK
AGOPROFIL[®]
PORTEAPENSATE



EXEA
LA NOSTRA PORTA

S O M M A R I O

Laccati LACQUERED / LAQUÉ	8
Art Glass GLASSES / VITRES	140
Texture TEXTURE / TEXTURE	158
Legni WOOD / BOIS	234
Sistemi di Apertura OPENING SYSTEMS / SYSTÈMES D'OUVERTURE	260
Vetri ed Accessori GLASSES AND ACCESSORIES / VITRES ET ACCESSOIRES	276
Finiture FINISHES / FINITIONS	286



Arredare gli interni è palcoscenico della vita privata, quello sfondo dove ogni ambiente permette il cambiamento. Una casa non è una questione di mattoni e cemento, ma di amore!

Forme, colori e accessori, svelano gran parte del carattere di ogni uomo, proprio per questo nulla va lasciato al caso. Ogni dettaglio renderà unico il vostro progetto e darà personalità alla vostra casa. Le porte della collezione EXEA, 100% progettate e prodotte in Italia, offrono soluzioni d'arredo funzionali e di design per la separazione degli spazi, permettendo di creare ambienti dove poter vivere esperienze emozionanti ed accoglienti.

Forti della nostra pluriennale esperienza operiamo nel mondo realizzando chiusure per interni rivolte a costruzioni residenziali, ville, strutture pubbliche e hotel di lusso.

Il processo produttivo di Exea, si traduce in sistemi di risparmio energetico, utilizzo di fonti di energia rinnovabili, minimizzazione dello scarto e conseguente controllo delle emissioni, utilizzo di legname proveniente da coltivazioni impostate sulla forestazione programmata e impiego di finiture ecologiche. Ecco perché le nostre porte hanno un cuore!

To furnish interiors is a stage of the private life, that background where each room allows changing.

A house is not a matter of brick and concrete, but love!

Shapes, colours and accessories, reveal most of each man's character and for this reason nothing is left by chance.

Every detail will make unique your project and give personality to your home.

The doors of collection EXEA, 100% planned and produced in Italy, offer design solutions that are both stylish yet functional for the separation of spaces, allowing to create an environment where you can live emotional and welcoming experiences.

Strong of many years' experience, we operate all over the world by producing interior doors for residential constructions, villas, public structures and luxury hotels.

The production process of Exea can be translated to systems of energy savings, use of renewable energies, minimal discards and therefore controlled emissions with usage of wood coming from programmed, ecological forests.

This is why our doors have a heart!

Décorer l'intérieur est une étape de la vie privée, cet arrière-plan où chaque environnement permet le changement.

Une maison n'est pas une question de brique et de ciment, mais l'amour!

Les formes, les couleurs et les accessoires révèlent une grande partie du caractère de chaque homme, c'est pourquoi rien n'est laissé au hasard. Chaque détail rendra votre projet unique et donnera de la personnalité à votre maison. Les portes de la collection EXEA, 100% conçue et fabriqué en Italie, offrent solutions d'ameublement fonctionnelles et de design pour séparer les espaces, vous permettant de créer des environnements où vous pourrez expérimenter des expériences passionnantes et accueillantes.

Fort de nos nombreuses années d'expérience, nous travaillons dans le monde en faisant des portes intérieures pour les bâtiments résidentiels, les villas, les installations publiques et les hôtels de luxe. Le processus de production d'Exea se traduit par des systèmes d'économie d'énergie, l'utilisation de sources d'énergie renouvelables, la minimisation des déchets et le contrôle des émissions, l'utilisation du bois à partir de cultures cultivées sur des forêts programmées et l'utilisation de finitions écologiques. C'est pourquoi nos portes ont un coeur!

Laccati
LACQUERED / LAQUÉ



Liscio Laccato

SMOOTH BLIND DOOR
PORTE AVEUGLE LISSE



MINORCA



MINORCA



MINORCA

Spazzolato Laccato

SPAZZOLATO LACQUERED
SPAZZOLATO LAQUÉ



Porte con telaio e coprifilo SPAZZOLATO
Doors with SPAZZOLATO Frame and Casing
Portes avec Cadre et Couvre-joints SPAZZOLATO

F Y N *

SPAZZOLATO ORIZZONTALE
HORIZONTAL SPAZZOLATO
SPAZZOLATO HORIZONTAL



PARTICOLARE SPAZZOLATO LACCATO ORIZZONTALE
SPAZZOLATO LACQUERED HORIZONTAL DETAIL
DÉTAIL SPAZZOLATO HORIZONTAL LAQUÉ

Spazzolato Laccato

SPAZZOLATO LACQUERED
SPAZZOLATO LAQUÉ



Porte con telaio e coprifilo SPAZZOLATO
Doors with SMOOTH Frame and Casing
Portes avec Cadre et Couvre-joints LISSE

SKYE*
SPAZZOLATO VERTICALE
VERTICAL SPAZZOLATO
SPAZZOLATO VERTICAL



PARTICOLARE SPAZZOLATO LACCATO VERTICALE
SPAZZOLATO LACQUERED VERTICAL DETAIL
DÉTAIL SPAZZOLATO VERTICAL LAQUÉ

Poroaperto Laccato

POROAPERTO LACQUERED
POROAPERTO LAQUÉ



*
Porte con telaio e coprifilo LISCIO
Doors with SMOOTH Frame and Casing
Portes avec Cadre et Couvre-joints LISSE

SENIA*
POROAPERTO ORIZZONTALE
HORIZONTAL POROAPERTO
POROAPERTO HORIZONTAL



PARTICOLARE POROAPERTO LACCATO ORIZZONTALE
POROAPERTO LACQUERED HORIZONTAL DETAIL
DÉTAIL POROAPERTO HORIZONTAL LAQUÉ

Poroaperto Laccato

POROAPERTO LACQUERED
POROAPERTO LAQUÉ



HAIMAN*
POROAPERTO VERTICALE
VERTICAL POROAPERTO
POROAPERTO VERTICAL

*
Porte con telaio e coprifilo LISCIO
Doors with SMOOTH Frame and Casing
Portes avec Cadre et Couvre-joints LISSE



PARTICOLARE POROAPERTO LACCATO VERTICALE
POROAPERTO LACQUERED VERTICAL DETAIL
DÉTAIL POROAPERTO VERTICAL LAQUÉ

Frassino Laccato

FRASSINO LACQUERED
FRASSINO LAQUÉ



ANTILIA*

FRASSINO ORIZZONTALE
HORIZONTAL FRASSINO
FRASSINO HORIZONTAL

*Anta Frassino. Telaio e Coprifilo LISCIO
Frassino Panel. SMOOTH Frame and Casing
Panneau Laques. Cadre et Couvre-joints LISSE



PARTICOLARE FRASSINO LACCATO ORIZZONTALE
FRASSINO LACQUERED HORIZONTAL DETAIL
DÉTAIL FRASSINO HORIZONTAL LAQUÉ

Frassino Laccato

FRASSINO LACQUERED
FRASSINO LAQUÉ



TAUMAR*

*
Anta Frassino. Telaio e Coprifilo LISCIO
Frassino Door. SMOOTH Frame and Casing
Panneau Laques. Cadre et Couvre-joints LISSE

FRASSINO VERTICALE
VERTICAL FRASSINO
FRASSINO VERTICAL



PARTICOLARE FRASSINO LACCATO VERTICALE
FRASSINO LACQUERED VERTICAL DETAIL
DÉTAIL FRASSINO VERTICAL LAQUÉ


Mineral Laccato

MINERAL LACQUERED
MINERAL LAQUÉ



*
Porte con telaio e coprifilo LISCIO
Doors with SMOOTH Frame and Casing
Portes avec Cadre et Couvre-joints LISSE

S A B E A *



PARTICOLARE MINERAL LACCATO
LACQUERED MINERAL DETAIL
DÉTAIL MINERAL LAQUÉ

GLASSES
VITRES



...V. MINIMAL



...V. TOTAL



...V. TRIAL




...V. DUAL



MINORCA...



FYN...




SKYE...




SENIA ...



HAIMAN ...



ANTILIA...



TAUMAR...



SABEA...



PARTICOLARE FERMAVETRO
GLASS HOLDER DETAIL
DÉTAIL PORTE-VITRE

GLASSES
VITRES



...V. AVENUE



...V. PLACE



...V. ROAD




...V. STREET



MINORCA...



FYN...




SKYE...



SENIA ...



HAIMAN ...



ANTILIA...



TAUMAR...




SABEA...



PARTICOLARE VETRO STRUTTURALE STRATIFICATO 4+4
STRUCTURAL STRATIFIED GLASS 4+4 DETAIL
DÉTAIL VITRE STRATIFIÉ 4+4 STRUCTUREL






Inserti in Alluminio

ALUMINIUM INSERTS
BAGUETTES EN ALUMINIUM



PARTICOLARE INSERTO ALLUMINIO
ALUMINUM INSERT DETAIL
DÉTAIL INSERT EN ALUMINIUM

SCULPTURES
SCULPTURES



PARTICOLARE SCULTURE
SCULPTURE DETAIL
DÉTAIL SCULPTURE

Sculture

SCULPTURE
SCULPTURE



LALOREN
IN SENIA*

*
Porte con telaio e coprifilo LISCIO
Doors with SMOOTH Frame and Casing
Portes avec Cadre et Couvre-joints LISSE



AMULENA
IN HAIMAN*

Sculture

SCULPTURE
SCULPTURE



NARDEA
IN MINORCA*

*
Porte con telaio e coprifilo LISCIO
Doors with SMOOTH Frame and Casing
Portes avec Cadre et Couvre-joints LISSE



LAMILCA
IN MINORCA*

Sculture

SCULPTURE
SCULPTURE



AROBRET
IN MINORCA*



ANIGAV
IN MINORCA*

*
Porte con telaio e coprifilo LISCIO
Doors with SMOOTH Frame and Casing
Portes avec Cadre et Couvre-joints LISSE



IRAMANA
IN MINORCA*

Sculture

SCULPTURE
SCULPTURE



DULAICA
IN MINORCA*



ASEILA
IN MINORCA*



MORASEY
IN MINORCA*

*
Porte con telaio e coprifilo LISCIO
Doors with SMOOTH Frame and Casing
Portes avec Cadre et Couvre-joints LISSE



ALAR
IN MINORCA*

Sculture

SCULPTURE
SCULPTURE



TILDEAM
IN MINORCA*



GARYB
IN MINORCA*

*
Porte con telaio e coprifilo LISCI
Doors with SMOOTH Frame and Casing
Portes avec Cadre et Couvre-joints LISSE



ENELAI
IN MINORCA*

Poroaperto Pantografato Laccato

POROAPERTO PANTOGRAPHED LACQUERED
POROAPERTO LAQUE' PANTOGRAPHIÉ



TYREE*

*
Porte con telaio e coprifilo LISCIO
Doors with SMOOTH Frame and Casing
Portes avec Cadre et Couvre-joints LISSE



ZANTE*

Poroaperto Pantografato Laccato

POROAPERTO PANTOGRAPHED LACQUERED
POROAPERTO LAQUE' PANTOGRAPHIÉ



META*

*
Porte con telaio e coprifilo LISCIO
Doors with SMOOTH Frame and Casing
Portes avec Cadre et Couvre-joints LISSE



KOS*

Frassino Pantografato Laccato

FRASSINO PANTOGRAPHED LACQUERED
FRASSINO LAQUE' PANTOGRAPHIÉ



MAIRA*

*
Porte con telaio e coprifilo LISCI
Doors with SMOOTH Frame and Casing
Portes avec Cadre et Couvre-joints LISSE



ALPOA*

Frassino Pantografato Laccato

FRASSINO PANTOGRAPHED LACQUERED
FRASSINO LAQUE' PANTOGRAPHIÉ



K Y N A *

*
Porte con telaio e coprifilo LISCIO
Doors with SMOOTH Frame and Casing
Portes avec Cadre et Couvre-joints LISSE



O R L E A N *

Poroaperto Inciso Laccato

POROAPERTO ENGRAVED LACQUERED
POROAPERTO LAQUÉ GRAVÉ



*
Porte con telaio e coprifilo LISCIO
Doors with SMOOTH Frame and Casing
Portes avec Cadre et Couvre-joints LISSE

Poroaperto
Inciso Laccato

POROAPERTO ENGRAVED LACQUERED
POROAPERTO LAQUÉ GRAVÉ



MAUI*



NIHOA*

*
Porte con telaio e coprifilo LISCIO
Doors with SMOOTH Frame and Casing
Portes avec Cadre et Couvre-joints LISSE



KAULA*

Frassino Inciso Laccato

FRASSINO ENGRAVED LACQUERED
FRASSINO LAQUÉ GRAVÉ



YAMANA*



SUMATRA*

*
Porte con telaio e coprifilo LISCIO
Doors with SMOOTH Frame and Casing
Portes avec Cadre et Couvre-joints LISSE



AVALON*

Frassino Inciso Laccato

FRASSINO ENGRAVED LACQUERED
FRASSINO LAQUÉ GRAVÉ



BRITTA*



KRAKOA*

*
Porte con telaio e coprifilo LISCIO
Doors with SMOOTH Frame and Casing
Portes avec Cadre et Couvre-joints LISSE



DAVIS*

Easy Incise

ENGRAVED EASY
GRAVURE EASY



ITAPARICA
EASY



FORMENTERA
EASY



ESPALMADOR
EASY



TAHAA
EASY



BORA BORA
EASY



LANZAROTE
EASY



MILOS
EASY



CUBA
EASY



MELVILLE
EASY



BRITANNIA
EASY



CERAM
EASY



GEORGIA
EASY



IRLANDA
EASY



SANTINES
EASY



TOBAGO
EASY



WELLINGTON
EASY



PORTORICO
EASY



SAOTIAGO
EASY



IKON
EASY



TARANAKI
EASY



TYPAN
EASY



ATAN
EASY



CAT
EASY



COLIBRÌ
EASY



WATERARUM
EASY




ROSE
EASY



TREE
EASY



WATERLILY
EASY



PARTICOLARE INCISIONE EASY
EASY ENGRAVED DETAIL
DÉTAIL GRAVURE EASY

Easy Incise Vetro

ENGRAVED EASY WITH GLASS
EASY VITRÉE GRAVÉ



CALEDONIA
EASY




TRINIDAD
EASY



JAMAICA
EASY



RIUNION
EASY



PARTICOLARE INCISIONE EASY CON VETRO
ENGRAVED EASY WITH GLASS DETAIL
DÉTAIL EASY VITRÉE GRAVÉ

ENGRAVED PLUS
GRAVURE PLUS



ITAPARICA PLUS



FORMENTERA PLUS



ESPALMADOR PLUS



TAHAA PLUS



BORA BORA PLUS



LANZAROTE PLUS



MILOS PLUS



CUBA PLUS



MELVILLE PLUS



BRITANNIA PLUS



CERAM PLUS



GEORGIA PLUS



IRLANDA PLUS



SANTINES PLUS



TOBAGO PLUS



PORTORICO PLUS



SAOTIAGO PLUS



CAT PLUS



COLIBRÌ PLUS



WATERARUM PLUS




ROSE PLUS



TREE PLUS



WATERLILY PLUS



PARTICOLARE INCISIONE PLUS
ENGRAVED PLUS DETAIL
DÉTAIL GRAVURE PLUS

Plus Incise Vetro

ENGRAVED PLUS WITH GLASS
PLUS VITRÉE GRAVÉ



CALEDONIA
PLUS




TRINIDAD
PLUS



JAMAICA
PLUS



RIUNION
PLUS



PARTICOLARE INCISIONE PLUS CON VETRO
ENGRAVED PLUS WITH GLASS DETAIL
DÉTAIL PLUS VITRÉE GRAVÉ

Inciso Laccato

ENGRAVED LACQUERED
GRAVÉ LAQUÉ



Inciso Laccato

ENGRAVED LACQUERED
GRAVÉ LAQUÉ



FORMENTERA



ESPALMADOR



FORMENTERA

Inciso Laccato

ENGRAVED LACQUERED
GRAVÉ LAQUÉ



T A H A A



B O R A B O R A

Inciso Laccato

ENGRAVED LACQUERED
GRAVÉ LAQUÉ



Inciso Laccato

ENGRAVED LACQUERED
GRAVÉ LAQUÉ



Inciso Laccato

ENGRAVED LACQUERED
GRAVÉ LAQUÉ



TARANAKY



TYPAN



ATAN

Inciso Laccato

ENGRAVED LACQUERED
GRAVÉ LAQUÉ



Inciso Laccato

ENGRAVED LACQUERED
GRAVÉ LAQUÉ



CUBA



MELVILLE



CALEDONIA

BRITANNIA

Inciso Laccato

ENGRAVED LACQUERED
GRAVÉ LAQUÉ



CERAM

MINORCA V. AVENUE

Inciso Laccato

ENGRAVED LACQUERED
GRAVÉ LAQUÉ



GEORGIA



GEORGIA



MINORCA V. PLACE

Inciso Laccato

ENGRAVED LACQUERED
GRAVÉ LAQUÉ



IRLANDA



MINORCA V. STREET



SANTAINES

MINORCA V. ROAD

Inciso Laccato

ENGRAVED LACQUERED
GRAVÉ LAQUÉ



TOBAGO



TRINIDAD



TOBAGO

Inciso Laccato

ENGRAVED LACQUERED
GRAVÉ LAQUÉ



WELLINGTON



LIVINGSTON



WELLINGTON

Inciso Laccato

ENGRAVED LACQUERED
GRAVÉ LAQUÉ



P O R T O R I C O



J A M A I C A



P O R T O R I C O

Inciso Laccato

ENGRAVED LACQUERED
GRAVÉ LAQUÉ



SAOTIAGO



RIUNION



SAOTIAGO



Native

Inciso Laccato

ENGRAVED LACQUERED
GRAVÉ LAQUÉ



COLIBRI



CAT



WATERLILY

Native

Inciso Laccato

ENGRAVED LACQUERED
GRAVÉ LAQUÉ



WATERARUM



ROSE



TREE

Easy Pantografate

PANTOGRAPHED EASY
PANTOGRAPHES EASY



SALINA
EASY



CAPRI
EASY



GORGONA
EASY



VENTOTENE
EASY



LINOSA
EASY



SARDEGNA
EASY



MONTECRISTO
EASY



LAMPIONE
EASY



PANTELLERIA
EASY




ELBA
EASY



LIPARI
EASY



LA MADDALENA
EASY




PARTICOLARE EASY PANTOGRAFATE
EASY PANTOGRAPHED DETAIL
DÉTAIL EASY PANTOGRAPHES

Easy Pantografate Vetro

PANTOGRAPHED EASY WITH GLASS
EASY PANTOGRAPHES VITRÉ



PALMAROLA
EASY



ISCHIA
EASY



FAVIGNANA
EASY



VULCANO
EASY



PIANOSA
EASY




SICILIA
EASY



BORROMEO
EASY



PONTINO
EASY




PROCIDA
EASY




PONZA
EASY



LEVANZO
EASY



MONTISOLA
EASY



PARTICOLARE EASY PANTOGRAFATE CON VETRO
EASY PANTOGRAPHED WITH GLASS DETAIL
DÉTAIL EASY PANTOGRAPHES VITRÉ

Lama Pantografate

PANTOGRAPHED LAMA
PANTOGRAPHES LAMA



SALINA
LAMA



CAPRI
LAMA



GORGONA
LAMA



LINOSA
LAMA



SARDEGNA
LAMA



MONTECRISTO
LAMA



LAMPIONE
LAMA



PANTELLERIA
LAMA



ELBA
LAMA



LIPARI
LAMA



LA MADDALENA
LAMA




PARTICOLARE LAMA PANTOGRAFATE
LAMA PANTOGRAPHED DETAIL
DÉTAIL LAMA PANTOGRAPHES

Lama Pantografate Vetro

PANTOGRAPHED LAMA WITH GLASS
LAMA PANTOGRAPHES VITRÉ



PALMAROLA
LAMA



ISCHIA
LAMA



FAVIGNANA
LAMA




PIANOSA
LAMA



SICILIA
LAMA



BORROMEO
LAMA



PONTINO
LAMA



PROCIDA
LAMA




PONZA
LAMA



LEVANZO
LAMA



MONTISOLA
LAMA



PARTICOLARE LAMA PANTOGRAFATE CON VETRO
LAMA PANTOGRAPHED WITH GLASS DETAIL
DÉTAIL LAMA PANTOGRAPHES VITRÉ

Plus Pantografate

PANTOGRAPHED PLUS
PANTOGRAPHES PLUS



SALINA
PLUS



CAPRI
PLUS



GORGONA
PLUS



VENTOTENE
PLUS



LINOSA
PLUS



SARDEGNA
PLUS



MONTECRISTO
PLUS



LAMPIONE
PLUS



PANTELLERIA
PLUS




ELBA
PLUS



LIPARI
PLUS



LA MADDALENA
PLUS



PARTICOLARE PLUS PANTOGRAFATE
PLUS PANTOGRAPHED DETAIL
DÉTAIL PLUS PANTOGRAPHES

Plus Pantografate Vetro

PANTOGRAPHED PLUS WITH GLASS
PANTOGRAPHES PLUS VITRÉ



PALMAROLA
PLUS



ISCHIA
PLUS



FAVIGNANA
PLUS



VULCANO
PLUS



PIANOSA
PLUS



SICILIA
PLUS



BORROMEO
PLUS



PONTINO
PLUS



PROCIDA
PLUS




PONZA
PLUS



LEVANZO
PLUS



MONTISOLA
PLUS



PARTICOLARE PLUS PANTOGRAFATE CON VETRO
PLUS PANTOGRAPHED WITH GLASS DETAIL
DÉTAIL PLUS PANTOGRAPHES VITRÉ

Deco Pantografate

PANTOGRAPHED DECO
PANTOGRAPHES DECO



SALINA
DECO



CAPRI
DECO



GORGONA
DECO



LINOSA
DECO



SARDEGNA
DECO



MONTECRISTO
DECO



LAMPIONE
DECO



PANTELLERIA
DECO



ELBA
DECO



LIPARI
DECO



LA MADDALENA
DECO



PARTICOLARE DECO PANTOGRAFATE
DECO PANTOGRAPHED DETAIL
DÉTAIL DECO PANTOGRAPHES

Deco Pantografate Vetro

PANTOGRAPHED DECO WITH GLASS
DECO PANTOGRAPHES VITRÉ



PALMAROLA
DECO



ISCHIA
DECO



FAVIGNANA
DECO




PIANOSA
DECO



SICILIA
DECO



BORROMEO
DECO



PONTINO
DECO



PROCIDA
DECO




PONZA
DECO



LEVANZO
DECO



MONTISOLA
DECO



PARTICOLARE DECO PANTOGRAFATE CON VETRO
DECO PANTOGRAPHED WITH GLASS DETAIL
DÉTAIL DECO PANTOGRAPHES VITRÉ

Pantografato Laccato

LACQUERED PANTOGRAPHED
PANTOGRAPHES LAQUÉ



ISCHIA



CAPRI

Pantografato Laccato

LACQUERED PANTOGRAPHED
PANTOGRAPHES LAQUÉ



PALMAROLA



SALINA

Pantografato Laccato

LACQUERED PANTOGRAPHED
PANTOGRAPHES LAQUÉ



GORGONA



FAVIGNANA



VULCANO



VENTOTENE

Pantografato Laccato

LACQUERED PANTOGRAPHED
PANTOGRAPHES LAQUÉ



LINOSA



PIANOSA



SICILIA



SARDEGNA



Pantografato Laccato

LACQUERED PANTOGRAPHED
PANTOGRAPHES LAQUÉ



MONTECRISTO



BORROMEO



PONTINO



LAMPIONE

Pantografato Laccato

LACQUERED PANTOGRAPHED
PANTOGRAPHES LAQUÉ



PANTELLERIA



PROCIDA



PONZA



ELBA

Pantografato Laccato

LACQUERED PANTOGRAPHED
PANTOGRAPHES LAQUÉ



LA MADDALENA



LEVANZO



MONTISOLA



LIPARI



3D Pantografate

PANTOGRAPHED 3D
3D PANTOGRAPHES



KIKI
3D



TAGER
3D



SAIA
3D

3D Pantografate Vetro

PANTOGRAPHED 3D WITH GLASS
3D PANTOGRAPHES VITRÉ




AGYA
3D




NUCCI
3D



GEENA
3D



PARTICOLARE 3D PANTOGRAFATE CON VETRO
3D PANTOGRAPHED WITH GLASS DETAIL
DÉTAIL 3D PANTOGRAPHES VITRÉ



PARTICOLARE 3D PANTOGRAFATE
3D PANTOGRAPHED DETAIL
DÉTAIL 3D PANTOGRAPHES

Pantografato 3D Laccato

3D PANTOGRAPHED LACQUERED
3D PANTOGRAPHES LAQUÉ



AGYA



KIKI

Pantografato 3D Laccato

3D PANTOGRAPHED LACQUERED
3D PANTOGRAPHES LAQUÉ



NUCCI



TAGER

Pantografato 3D Laccato

3D PANTOGRAPHED LACQUERED
3D PANTOGRAPHES LAQUÉ



GEENA



SAIA

Art Glass
VETRI / GLASSES / VITRES





Porta Vetro

GLASS DOOR
PORTE VITRÉ



ART GLASS
KIA SALFORD*

LINEA SETA
SETA LINE
LIGNE SETA

*
Vetri abbinabili ad ogni finitura
Glasses matching to every finish
Vitres correspondant à chaque finition



ART GLASS
EVA SALFORD*
LINEA SETA / SETA LINE / LIGNE SETA

Porta Vetro

GLASS DOOR
PORTE VITRÉ



ART GLASS
KIA IKON*

LINEA BIANCA
WHITE LINE
LIGNE BLANC

*
Vetri abbinabili ad ogni finitura
Glasses matching to every finish
Vitres correspondant à chaque finition



ART GLASS
EVA MILOS*
LINEA BIANCA / WHITE LINE / LIGNE BLANC

Porta Vetro

GLASS DOOR
PORTE VITRÉ



*
Vetri abbinabili ad ogni finitura
Glasses matching to every finish
Vitres correspondant à chaque finition

ART GLASS
EVA ESPALMADOR*
LINEA SEPIA / SEPIA LINE / LIGNE SEPIA

Porta Vetro

GLASS DOOR
PORTE VITRÉ



ART GLASS
KIA ITAPARICA*

LINEA BIANCA
WHITE LINE
LIGNE BLANC

*
Vetri abbinabili ad ogni finitura
Glasses matching to every finish
Vitres correspondant à chaque finition



ART GLASS
KIA FORMENTERA*

LINEA BIANCA/ WHITE LINE / LIGNE BLANC

Porta Vetro

GLASS DOOR
PORTE VITRÉ



**ART GLASS
EVA KAULA***

LINEA BEIGE GRIGIO
BEIGE GRIGIO LINE
LIGNE BEIGE GRIGIO



**ART GLASS
KIA ARGOS***

LINEA BIANCA
WHITE LINE
LIGNE BLANC



**ART GLASS
KIA LANZAROTE***
LINEA BIANCA / WHITE LINE / LIGNE BLANC

*
Vetri abbinabili ad ogni finitura
Glasses matching to every finish
Vitres correspondant à chaque finition

Porta Vetro

GLASS DOOR
PORTE VITRÉ



ART GLASS
KIA MELVILLE*

LINEA BIANCA
WHITE LINE
LIGNE BLANC



ART GLASS
KIA TAHAA*

LINEA ARGENTO
SILVER LINE
LIGNE ARGENTÉ

*
Vetri abbinabili ad ogni finitura
Glasses matching to every finish
Vitres correspondant à chaque finition



ART GLASS
KIA BORA BORA*
LINEA ARGENTO / SILVER LINE / LIGNE ARGENTÉ

Porta Vetro

GLASS DOOR
PORTE VITRÉ



**ART GLASS
KIA COLIBRI***

DISEGNO INDACO
INDACO DRAWING
DESSIN INDACO



**ART GLASS
KIA ROSE***

DISEGNO CARMINIO
CARMINIO DRAWING
DESSIN CARMINIO



**ART GLASS
KIA WATERARUM***
DISEGNO SETA / SETA DRAWING / DESSIN SETA

*
Vetri abbinabili ad ogni finitura
Glasses matching to every finish
Vitres correspondant à chaque finition

Texture
TEXTURE / TEXTURE



GLASSES
VITRES



...V. MINIMAL



...V. TOTAL



...V. TRIAL



...V. DUAL

Le versioni vetro sopra indicate non sono realizzabili sui modelli:
AURAL, BALI, BOUGANVILLE, CAPOVERDE, CELIA, COMORE, COOK, ELGON, GALAPAGOS,
ISLEA, HALMAERA, KEA, KIRAT, KOLA, LOGAN, MARGHERITA, MALAITA, MAIORCA, MALTA,
META, PRADO, TAHITI, TETON, TIMOR, ZAIRGA.

The glass versions above are not available on the models:
AURAL, BALI, BOUGANVILLE, CAPOVERDE, CELIA, COMORE, COOK, ELGON, GALAPAGOS,
ISLEA, HALMAERA, KEA, KIRAT, KOLA, LOGAN, MARGHERITA, MALAITA, MAIORCA, MALTA,
META, PRADO, TAHITI, TETON, TIMOR, ZAIRGA.

Les versions en verre ci-dessus ne sont pas disponibles sur les modèles:
AURAL, BALI, BOUGANVILLE, CAPOVERDE, CELIA, COMORE, COOK, ELGON, GALAPAGOS,
ISLEA, HALMAERA, KEA, KIRAT, KOLA, LOGAN, MARGHERITA, MALAITA, MAIORCA, MALTA,
META, PRADO, TAHITI, TETON, TIMOR, ZAIRGA.



PARTICOLARE FERMAVETRO
GLASS HOLDER DETAIL
DÉTAIL PORTE-VITRÉ

GLASSES
VITRES



...V. AVENUE



...V. PLACE



...V. ROAD



...V. STREET

Le versioni vetro sopra indicate non sono realizzabili sui modelli:
BALI, BOUGANVILLE, CAPOVERDE, COMORE, COOK, ELGON, GALAPAGOS, HALMAERA, KEA,
KIRAT, KOLA, LOGAN, MALAITA, MAIORCA, MALTA, MARGHERITA, META, PRADO, TAHITI,
TETON, TIMOR.

The glass versions above are not available on the models:
BALI, BOUGANVILLE, CAPOVERDE, COMORE, COOK, ELGON, GALAPAGOS, HALMAERA, KEA,
KIRAT, KOLA, LOGAN, MALAITA, MAIORCA, MALTA, MARGHERITA, META, PRADO, TAHITI,
TETON, TIMOR.

Les versions en verre ci-dessus ne sont pas disponibles sur les modèles:
BALI, BOUGANVILLE, CAPOVERDE, COMORE, COOK, ELGON, GALAPAGOS, HALMAERA, KEA,
KIRAT, KOLA, LOGAN, MALAITA, MAIORCA, MALTA, MARGHERITA, META, PRADO, TAHITI,
TETON, TIMOR.



PARTICOLARE VETRO STRUTTURALE STRATIFICATO 4+4
STRUCTURAL STRATIFIED GLASS 4+4 DETAIL
DÉTAIL VITRE STRATIFIÉ 4+4 STRUCTUREL

Inserti in Alluminio

ALUMINIUM INSERTS
INSERTS EN ALUMINIUM



PARTICOLARE INSERTO IN ALLUMINIO
ALUMINIUM INSERT DETAIL
DÉTAIL INSERT EN ALUMINIUM


TEXTURE
Concrete

TEXTURE CONCRETE
TEXTURE CONCRETE

Anta Concrete
Telaio e Coprifilo Liscio Laccato

Concrete Panel
Smooth Lacquered Frame and Casing

Panneau Concrete
Cadre et Couvre-joints Laqué Lisse



CONCRETE
LEVEL

1
Telaio e coprifilo laccato TONALIZZATO
Frame and Casing TONALIZED Lacquered
Cadre et Couvre-joints Laqué TONALISÉ

2
Telaio e coprifilo laccato A RICHIESTA
Frame and Casing Lacquered ON REQUEST
Cadre et Couvre-joints Laqué SUR DEMANDE



ZAIRGA¹

CELIA²

TEXTURE
Cement

TEXTURE CEMENT
TEXTURE CEMENT

Anta Cement
Telaio e Coprifilo Liscio Laccato

Cement Panel
Smooth Lacquered Frame and Casing

Panneau Cement
Cadre et Couvre-joints Laqué Lisse



**C E M E N T
L E V E L**

1
Telaio e coprifilo laccato TONALIZZATO
Frame and Casing TONALIZED Lacquered
Cadre et Couvre-joints Laqué TONALISÉ

2
Telaio e coprifilo laccato A RICHIESTA
Frame and Casing Lacquered ON REQUEST
Cadre et Couvre-joints Laqué SUR DEMANDE



I S L E A ¹

A U R A L ²

TEXTURE
Bianco

TEXTURE BIANCO
TEXTURE BIANCO



BOAVISTA

¹ Versione applicabile a tutti i modelli del catalogo
The version can be applied to every model in the catalogue
Version disponible pour tous les modèles du catalogue



BOAVISTA
AF CROMAT¹

² Versione applicabile a tutti i modelli in Texture
This version can be applied to every model in Texture
Version disponible pour tous les modèles Texture



BOAVISTA
AL CROMO¹

BOAVISTA
V.TOTAL²

TEXTURE
Frassino Bianco

TEXTURE FRASSINO BIANCO
TEXTURE FRASSINO BIANCO

Anta Frassino Bianco
Telaio e Coprifilo Liscio Bianco

Frassino Bianco Panel
Smooth White Frame and Casing

Panneau Frassino Bianco
Cadre et Couvre-joints Lisses Blanc



G O M E R A



G R A Z I O S A

TEXTURE
Poroaperto Bianco

TEXTURE POROAPERTO BIANCO
TEXTURE POROAPERTO BIANCO

Anta Poroaperto Bianco
Telaio e Coprifilo Liscio Bianco

Poroaperto Bianco Panel
Smooth White Frame and Casing

Panneau Poroaperto Bianco
Cadre et Couvre-joints Lisses Blanc



RAIAMEA



RIKITEA


TEXTURE
Spazzolato Bianco

TEXTURE SPAZZOLATO BIANCO
TEXTURE SPAZZOLATO BIANCO

Anta Spazzolato Bianco
Telaio e Coprifilo Liscio Bianco

Spazzolato Bianco Panel
Smooth Bianco Frame and Casing

Panneau Spazzolato Bianco
Cadre et Couvre-joints Lisse Bianco



A B E D O R



I A S A


TEXTURE
Spazzolato Bianco

FINISHING SPAZZOLATO BIANCO
FINITION SPAZZOLATO BIANCO

Anta Spazzolato Bianco
Telaio e Coprifilo Spazzolato Bianco

Spazzolato Bianco Panel
White Spazzolato Frame and Casing

Panneau Spazzolato Bianco
Cadre et Couvre-joints Spazzolato Blanc



TEXTURE
Spazzolato Bianco

FINISHING SPAZZOLATO BIANCO
FINITION SPAZZOLATO BIANCO



M A D E I R A
A Z C R O M O ¹



M A D E I R A



A R U B A
V . M I N I M A L ²

¹ Versione applicabile a tutti i modelli del catalogo
The version can be applied to every model in the catalogue
Version disponible pour tous les modèles du catalogue

² Versione applicabile a tutti i modelli in Texture
This version can be applied to every model in Texture
Version disponible pour tous les modèles Texture



TEXTURE
Avorio

TEXTURE AVORIO
TEXTURE AVORIO



MAURITIUS
AP CROMO¹



MAURITIUS



MAURITIUS
AT CROMO¹



¹
Versione applicabile a tutti i modelli del catalogo
The version can be applied to every model in the catalogue
Version disponible pour tous les modèles du catalogue

TEXTURE
Spazzolato Avorio

TEXTURE SPAZZOLATO AVORIO
TEXTURE SPAZZOLATO AVORIO

Anta Spazzolato Avorio
Telaio e Coprifilo Liscio Avorio

Spazzolato Avorio Panel
Smooth Ivory Frame and Casing

Panneau Spazzolato Avorio
Cadre et Couvre-joints Lisses Ivoire



MURUROA



MATAURA

TEXTURE
Matrix

TEXTURE MATRIX
TEXTURE MATRIX



CRETA
AK CROMAT¹



CRETA



CRETA
AG CROMAT¹

¹ Versione applicabile a tutti i modelli del catalogo
The version can be applied to every model in the catalogue
Version disponible pour tous les modèles du catalogue

TEXTURE
Rovere Country

TEXTURE ROVERE COUNTRY
TEXTURE ROVERE COUNTRY



C O R T E G A D A



P A N C A I A

TEXTURE
Rovere Ambient

TEXTURE ROVERE AMBIENT
TEXTURE ROVERE AMBIENT



HONDURAS



NICARAGUA

TEXTURE
Rovere Ambient

TEXTURE ROVERE AMBIENT
TEXTURE ROVERE AMBIENT



COOK



ELGON



PRADO

TEXTURE
Biovintage

TEXTURE BIOVINTAGE
TEXTURE BIOVINTAGE



LABRADOR



YUCATAN

TEXTURE
Biovintage

TEXTURE BIOVINTAGE
TEXTURE BIOVINTAGE



K O L A




M E T A



K E A

TEXTURE
Walnut Usa

TEXTURE WALNUT USA
TEXTURE WALNUT USA



DOMINICA



CURACAO

TEXTURE
Walnut Usa

TEXTURE WALNUT USA
TEXTURE WALNUT USA



KIRAT



LOGAN



TETON

TEXTURE
Rovere Sahara

TEXTURE ROVERE SAHARA
TEXTURE ROVERE SAHARA



SAMAR
V. ROAD²



SAMAR
V. STREET²

²
Versione applicabile a tutti i modelli in Texture - Vetro Antisfondamento 4+4 mm INCLUSO
This version can be applied to every model in Texture - Shatterproof 4+4 mm Glass INCLUDED
Version disponible pour tous les modèles Texture - Vitre de sécurité 4+4 MM COMPRIS



SAMAR

SAMAR
V. AVENUE²

TEXTURE
Rovere Sahara

TEXTURE ROVERE SAHARA
TEXTURE ROVERE SAHARA



CEYLON
AF CROMAT¹



CEYLON



CEYLON
V.PLACE²

¹ Versione applicabile a tutti i modelli del catalogo
The version can be applied to every model in the catalogue
Version disponible pour tous les modèles du catalogue

² Versione applicabile a tutti i modelli in Texture - Vetro Antisfondamento 4+4 mm INCLUSO
This version can be applied to every model in Texture - Shatterproof 4+4 mm Glass INCLUDED
Version disponible pour tous les modèles Texture - Vitre de sécurité 4+4 MM COMPRIS



TEXTURE
Rovere Ice

TEXTURE ROVERE ICE
TEXTURE ROVERE ICE



BAHAMAS
V. ROAD²



BAHAMAS



BERMUDA

²
Versione applicabile a tutti i modelli in Texture - Vetro Antifondamento 4+4 mm INCLUSO
This version can be applied to every model in Texture - Shatterproof 4+4 mm Glass INCLUDED
Version disponible pour tous les modèles Texture - Vitre de sécurité 4+4 MM COMPRIS

TEXTURE
Rovere Ice

TEXTURE ROVERE ICE
TEXTURE ROVERE ICE



B E R M U D A
V . A V E N U E ²



G A L A P A G O S



M A R G H E R I T A

²
Versione applicabile a tutti i modelli in Texture - Vetro Antisfondamento 4+4 mm INCLUSO
This version can be applied to every model in Texture - Shatterproof 4+4 mm Glass INCLUDED
Version disponible pour tous les modèles Texture - Vitre de sécurité 4+4 MM COMPRIS

TEXTURE
Rovere Fog

TEXTURE ROVERE FOG
TEXTURE ROVEREFOG



PEMBA
AX CROMAT¹



PEMBA



RODRIGUEZ

¹ Versione applicabile a tutti i modelli del catalogo
The version can be applied to every model in the catalogue
Version disponible pour tous les modèles du catalogue

TEXTURE
Rovere Fog

TEXTURE ROVERE FOG
TEXTURE ROVERE FOG



COMORE
AZ CROMO¹



COMORE



CAPOVERDE

¹
Versione applicabile a tutti i modelli del catalogo
The version can be applied to every model in the catalogue
Version disponible pour tous les modèles du catalogue

TEXTURE
Rovere Patrol

TEXTURE ROVERE PATROL
TEXTURE ROVERE PATROL



MARTINICA
AP CROMO¹



PANAREA



MARTINICA

¹
Versione applicabile a tutti i modelli del catalogo
The version can be applied to every model in the catalogue
Version disponible pour tous les modèles du catalogue

TEXTURE
Rovere Patrol

TEXTURE ROVERE PATROL
TEXTURE ROVERE PATROL



MALTA



MAIORCA



MAIORCA
AX CROMATI

1
Versione applicabile a tutti i modelli del catalogo
The version can be applied to every model in the catalogue
Version disponible pour tous les modèles du catalogue

TEXTURE
Noce Cacao

TEXTURE NOCE CACAO
TEXTURE NOCE CACAO



D J E R B A
V . T R I A L ²



H A L M A H E R A



D J E R B A

²
Versione applicabile a tutti i modelli in Texture
This version can be applied to every model in Texture
Version disponible pour tous les modèles Texture

TEXTURE
Noce Cacao

TEXTURE NOCE CACAO
TEXTURE NOCE CACAO



FUERTEVENTURA
V.PLACE²



BOUGANVILLE



FUERTEVENTURA

²
Versione applicabile a tutti i modelli in Texture - Vetro Antisfondamento 4+4 mm INCLUSO
This version can be applied to every model in Texture - Shatterproof 4+4 mm Glass INCLUDED
Version disponible pour tous les modèles Texture - Vitre de sécurité 4+4 MM COMPRIS

TEXTURE
Noce Clear

TEXTURE NOCE CLEAR
TEXTURE NOCE CLEAR



BARBADOS
V. DUAL²



BARBADOS



LA PALMA

²
Versione applicabile a tutti i modelli in Texture
This version can be applied to every model in Texture
Version disponible pour tous les modèles Texture

TEXTURE
Noce Clear

TEXTURE NOCE CLEAR
TEXTURE NOCE CLEAR



BALI
AZ CROMO¹



MALAITA



BALI

¹ Versione applicabile a tutti i modelli del catalogo
The version can be applied to every model in the catalogue
Version disponible pour tous les modèles du catalogue

TEXTURE
Noce Nazionale

TEXTURE NOCE NAZIONALE
TEXTURE NOCE NAZIONALE



GIAVA
AT CROMAT¹



FORMOSA
V.TRIAL²

¹ Versione applicabile a tutti i modelli del catalogo
The version can be applied to every model in the catalogue
Version disponible pour tous les modèles du catalogue

² Versione applicabile a tutti i modelli in Texture
This version can be applied to every model in Texture
Version disponible pour tous les modèles Texture



FORMOSA

FORMOSA
V.DUAL²

TEXTURE
Noce Nazionale

TEXTURE NOCE NAZIONALE
TEXTURE NOCE NAZIONALE



Solo per questo modello/finitura:
variando la larghezza dell'anta possono variare le proporzioni
tra i montanti laterali e la pannellatura centrale.

Only for this model/finish:
by varying the width of the door, also the proportion
between the jambs and the central panel will vary.

Uniquement pour ce modèle/finition:
en variant la largeur de la porte, le proportions entre
les montants latéraux et le panneau central changent.



T A H I T I !



G I A V A



TEXTURE
Ciliegio

TEXTURE CILIEGIO
TEXTURE CILIEGIO



VITTORIA
V. MINIMAL²



VITTORIA



VITTORIA
AY CROMAT¹



¹ Versione applicabile a tutti i modelli del catalogo
The version can be applied to every model in the catalogue
Version disponible pour tous les modèles du catalogue

² Versione applicabile a tutti i modelli inTexture
This version can be applied to every model in Texture
Version disponible pour tous les modèles Texture

TEXTURE
Ciliegio

TEXTURE CILIEGIO
TEXTURE CILIEGIO



Solo per questo modello/finitura:
variando la larghezza dell'anta possono variare le proporzioni
tra i montanti laterali e la pannellatura centrale.

Only for this model/finish:
by varying the width of the door, also the proportion
between the jambs and the central panel will vary.

Uniquement pour ce modèle/finition:
en variant la largeur de la porte, le proportions entre
les montants latéraux et le panneau central changent.



TIMOR



MARAJO



Legni
WOOD / BOIS



GLASSES
VITRES



...V. AVENUE



...V. PLACE



...V. ROAD



...V. STREET



CALABASAS...




CATALINA...




NEWPORT...




NAPA...




FORTUNA...



FAIRFAX...



TAMPA...



TONALEA...



RIALTO...



RAGLAND...



PARTICOLARE VETRO STRUTTURALE STRATIFICATO 4+4
STRUCTURAL STRATIFIED GLASS 4+4 DETAIL
DÉTAIL VITRE STRATIFIÉ 4+4 STRUCTUREL

Inserti in Alluminio

ALUMINIUM INSERTS
INSERTS EN ALUMINIUM



CALABASAS... CATALINA... NEWPORT... NAPA... FORTUNA...
FAIRFAX... TAMPA... TONALEA... RIALTO... RAGLAND...



PARTICOLARE INSERTO IN ALLUMINIO
ALUMINUM INSERT DETAIL
DÉTAIL INSERT EN ALUMINIUM

CANALETTO
CANALETTO



CALABASAS
CANALETTO
NATURALE TOUCH



CATALINA
CANALETTO
NATURALE TOUCH




CORONA
CANALETTO
NATURALE TOUCH




CALIMESA
CANALETTO
NATURALE TOUCH




COVINA
CANALETTO
NATURALE TOUCH




CANALETTO
NATURALE TOUCH



CANALETTO
LIGHT TOUCH



CANALETTO
COOL TOUCH



CANALETTO
ARDESIA TOUCH



CANALETTO NATURALE TOUCH

LEGNI
Canaletto

WOOD CANALETTO
BOIS CANALETTO



CORONA
CANALETTO COOL TOUCH



CATALINA
CANALETTO COOL TOUCH



COVINA
CANALETTO LIGHT TOUCH

Noce Nazionale

NATIONAL WALNUT
NOIX NATIONALE



NEWPORT
NOCE NAZIONALE
NATURALE TOUCH



NAPA
NOCE NAZIONALE
NATURALE TOUCH




NEVADA
NOCE NAZIONALE
NATURALE TOUCH




NIXON
NOCE NAZIONALE
NATURALE TOUCH




NELSON
NOCE NAZIONALE
NATURALE TOUCH



**NOCE NAZIONALE
NATURALE TOUCH**



**NOCE NAZIONALE
LIGHT TOUCH**



**NOCE NAZIONALE
CARBON TOUCH**



NOCE NAZIONALE NATURALE TOUCH

LEGNI
Noce Nazionale

WOOD NATIONAL WALNUT
BOIS NOIX NATIONALE



NEVADA
NOCE NAZIONALE NATURALE TOUCH



NIXON
NOCE NAZIONALE NATURALE TOUCH



NAPA
NOCE NAZIONALE LIGHT TOUCH



FORTUNA
FRASSINO
GLAM TOUCH



FAIRFAX
FRASSINO
GLAM TOUCH




FRISCO
FRASSINO
GLAM TOUCH




FRANKLIN
FRASSINO
GLAM TOUCH




FLAGSTAFF
FRASSINO
GLAM TOUCH




**FRASSINO
GLAM TOUCH**



**FRASSINO
COOL TOUCH**



**FRASSINO
THERMO TOUCH**



**FRASSINO
PORO LACCATO***

*
Porte con telaio e coprifilo LISCIO
Doors with SMOOTH Frame and Casing
Portes avec Cadre et Couvre-joints LISSE



FRASSINO GLAM TOUCH

LEGNI
Frassino


WOOD ASH
BOIS FRÊNE



FRISCO
FRASSINO THERMO TOUCH



FAIRFAX
FRASSINO THERMO TOUCH



FRANKLIN
FRASSINO COOL TOUCH



TAMPA
TANGANIKA
VANIGLIA TOUCH



TONALEA
TANGANIKA
VANIGLIA TOUCH



TARRANT
TANGANIKA
VANIGLIA TOUCH



TIBURON
TANGANIKA
VANIGLIA TOUCH




TRAFFORD
TANGANIKA
VANIGLIA TOUCH



**TANGANIKA
VANIGLIA TOUCH**



**TANGANIKA
GLAM TOUCH**



**TANGANIKA
COOL TOUCH**



**TANGANIKA
THERMO TOUCH**



TANGANIKA VANIGLIA TOUCH

LEGNI
Tanganika

WOOD TANGANIKA
BOIS TANGANIKA



TARRANT
TANGANIKA COOL TOUCH



TRAFFORD
TANGANIKA COOL TOUCH



TAMPA
TANGANIKA VANIGLIA TOUCH



RIALTO
ROVERE
NATURALE TOUCH



RAGLAND
ROVERE
NATURALE TOUCH



REPTON
ROVERE
NATURALE TOUCH




RATAMOSA
ROVERE
NATURALE TOUCH




RIDGVILLE
ROVERE
NATURALE TOUCH




**ROVERE
VANIGLIA TOUCH**




**ROVERE
NATURALE TOUCH**



**ROVERE
LIGHT TOUCH**



**ROVERE
THERMO TOUCH**



**ROVERE
CARBON TOUCH**



ROVERE NATURALE TOUCH

LEGNI
Rovere

WOOD OAK
BOIS CHÊNE



RATAMOSA
ROVERE LIGHT TOUCH



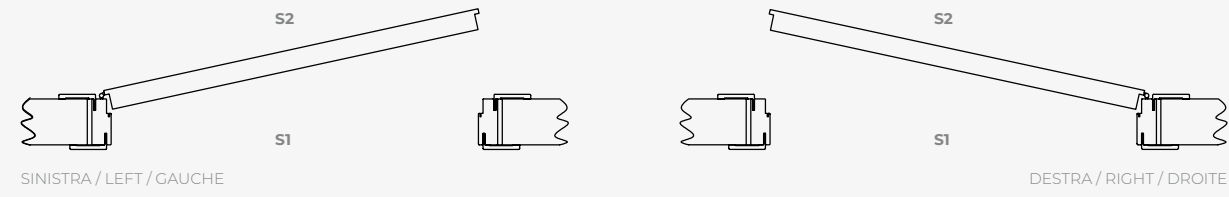
RIDGVILLE
ROVERE LIGHT TOUCH



RAGLAND
ROVERE THERMO TOUCH

Sistemi di Apertura
OPENING SYSTEMS
SYSTÈMES D'OUVERTURE





Basic

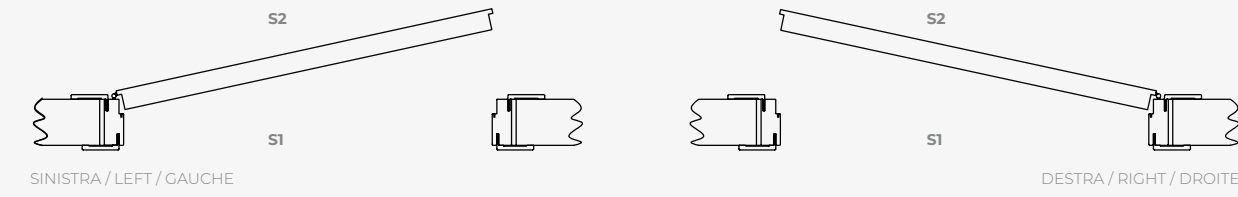
SERRATURA MAGNETICA / CARDINAMENTO ANTA-TELAIO: CON BATTUTA E CERNIERA ANUBA
MAGNETIC LOCK / HINGES PANEL TO FRAME: WITH STROKE AND BASIC HINGES
SERRURE MAGNÉTIQUE / JONCTION PANNEAU-CADRE: AVEC FEUILLURE ET CHARNIÈRE ANUBA CLASSIQUE



S1



S2



B-Open

SERRATURA MAGNETICA / CARDINAMENTO ANTA-TELAIO: CON BATTUTA E CERNIERA ANUBA REVERSIBILE
MAGNETIC LOCK / HINGES PANEL TO FRAME: WITH STROKE AND REVERSIBLE HINGES
SERRURE MAGNÉTIQUE / JONCTION PANNEAU-CADRE: AVEC FEUILLURE ET CHARNIÈRE ANUBA REVERSIBLE

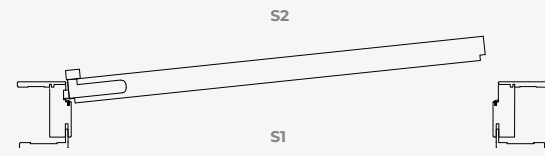


S1

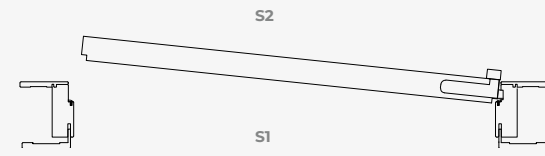


S2





SINISTRA / LEFT / GAUCHE



DESTRA / RIGHT / DROITE

Line

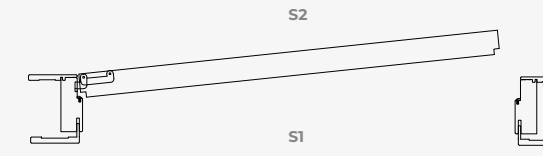
SERRATURA MAGNETICA / CARDINAMENTO ANTA-TELAIO: SENZA BATTUTA E CERNIERA PIVOT
MAGNETIC LOCK / HINGES PANEL TO FRAME: WITHOUT STROKE, WITH PIVOT HINGES
SERRURE MAGNÉTIQUE / JONCTION PANNEAU-CADRE: AVEC CHARNIÈRE PIVOT



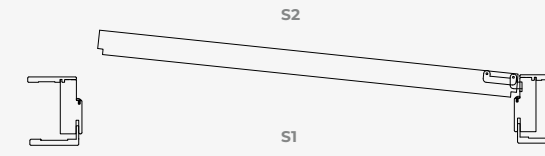
S1



S2



SINISTRA / LEFT / GAUCHE



DESTRA / RIGHT / DROITE

Revira


SERRATURA MAGNETICA / CARDINAMENTO ANTA-TELAIO: SENZA BATTUTA E CERNIERA PIVOT A SCOMPARSA
MAGNETIC LOCK / HINGES PANEL TO FRAME: WITHOUT STROKE, WITH HIDDEN PIVOT HINGES
SERRURE MAGNÉTIQUE / JONCTION PANNEAU-CADRE: AVEC CHARNIÈRE PIVOT INVISIBLE

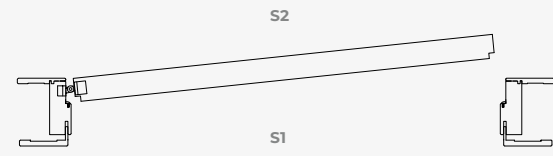


S1

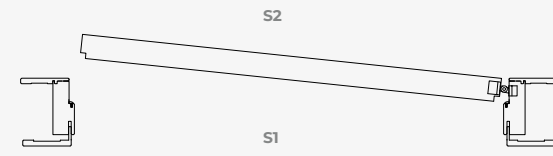


S2





SINISTRA / LEFT / GAUCHE



DESTRA / RIGHT / DROITE

Ghost

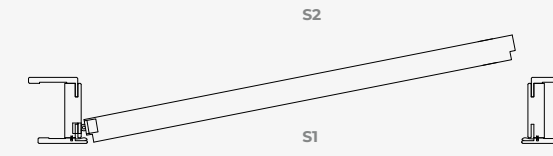
SERRATURA MAGNETICA / CARDINAMENTO ANTA-TELAIO: SENZA BATTUTA E CERNIERA A SCOMPARSA
MAGNETIC LOCK / HINGES PANEL TO FRAME: WITHOUT STROKE, WITH HIDDEN HINGES
SERRURE MAGNÉTIQUE / JONCTION PANNEAU-CADRE: AVEC CHARNIÈRE INVISIBLE



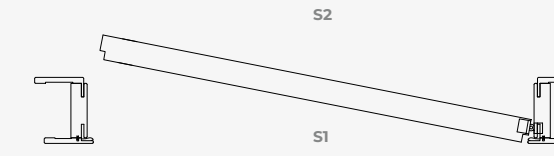
S1



S2



SINISTRA / LEFT / GAUCHE



DESTRA / RIGHT / DROITE

Planya

SERRATURA MAGNETICA / CARDINAMENTO ANTA-TELAIO: CON BATTUTA E CERNIERA A SCOMPARSA
MAGNETIC LOCK / HINGES PANEL TO FRAME: WITH STROKE, WITH HIDDEN HINGES
SERRURE MAGNÉTIQUE / JONCTION PANNEAU-CADRE: AVEC CHARNIÈRE INVISIBLE

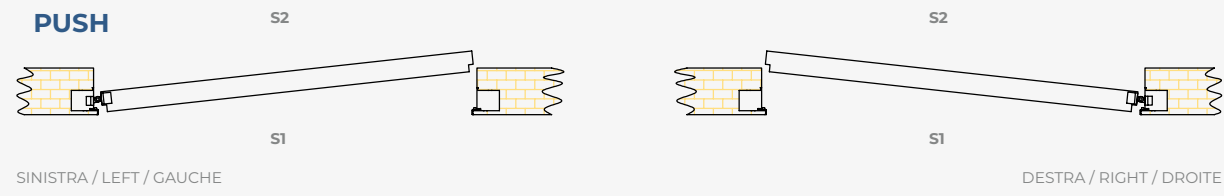


S1




S2






Level L44 - Push

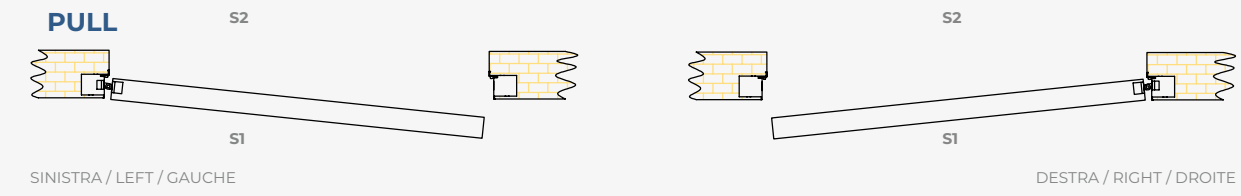
SERRATURA MAGNETICA / CARDINAMENTO ANTA-TELAIO: CON BATTUTA E CERNIERA A SCOMPARSA
MAGNETIC LOCK / HINGES PANEL TO FRAME: WITH STROKE, WITH HIDDEN HINGES
SERRURE MAGNÉTIQUE / JONCTION PANNEAU-CADRE: AVEC CHARNIÈRE INVISIBLE



S1




S1




Level L44 - Pull


SERRATURA MAGNETICA / CARDINAMENTO ANTA-TELAIO: SENZA BATTUTA E CERNIERA A SCOMPARSA
MAGNETIC LOCK / HINGES PANEL TO FRAME: WITHOUT STROKE, WITH HIDDEN HINGES
SERRURE MAGNÉTIQUE / JONCTION PANNEAU-CADRE: AVEC CHARNIÈRE INVISIBLE



S1

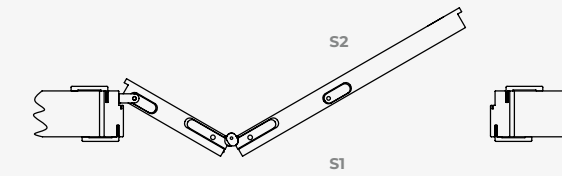
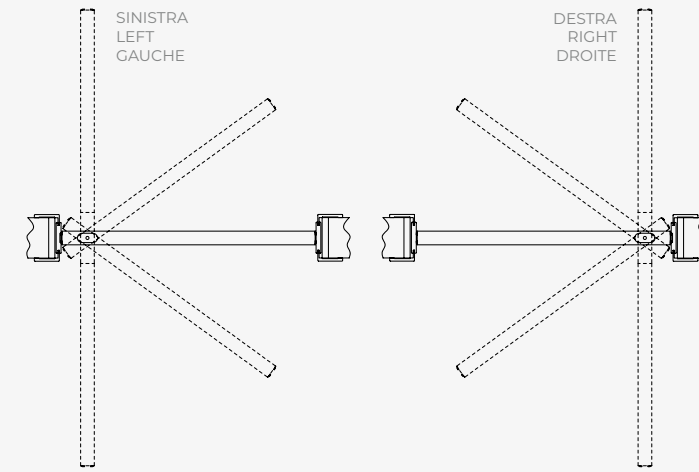


S1

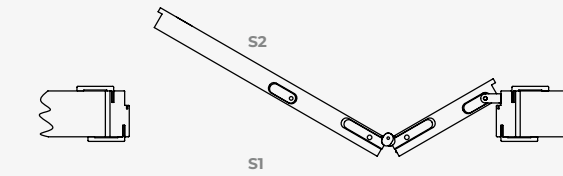


Freeway

SERRATURA MAGNETICA / CARDINAMENTO ANTA-TELAIO: SENZA BATTUTA E CERNIERA PIVOT A BILICO
MAGNETIC LOCK / HINGES PANEL TO FRAME: WITHOUT STROKE, WITH HIDDEN PIVOT
SERRURE MAGNÉTIQUE / JONCTION PANNEAU-CADRE: AVEC CHARNIÈRE PIVOT



SINISTRA / LEFT / GAUCHE



DESTRA / RIGHT / DROITE

Dublò

CERNIERA PIVOT
PIVOT HINGES
CHARNIÈRE PIVOT



S1



S1



SINISTRA / LEFT / GAUCHE



DESTRA / RIGHT / DROITE

Passing

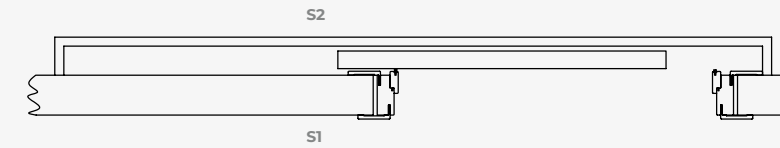
DI SERIE CON SERRATURA STANDARD
SUPPLIED STANDARD WITH LOCK
STANDARD AVEC SERRURE



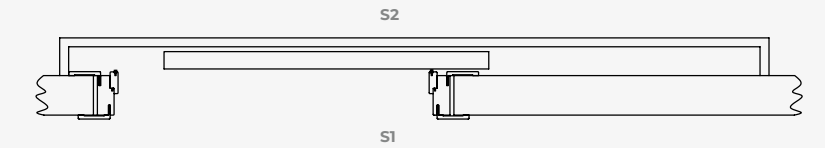
S1



S2



SINISTRA / LEFT / GAUCHE




DESTRA / RIGHT / DROITE

Sliding

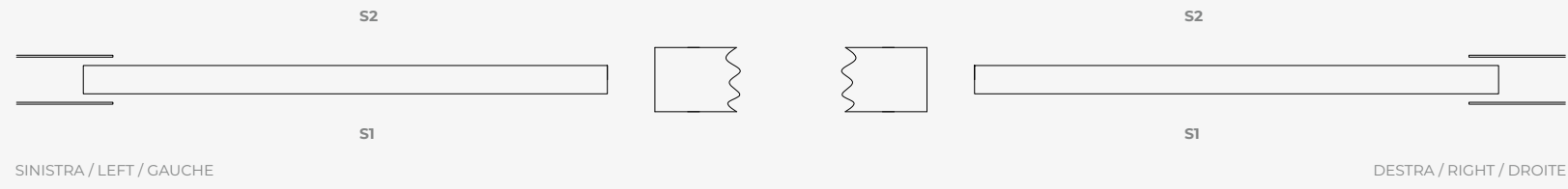
DI SERIE CON CONCHIGLIA SENZA SERRATURA
SUPPLIED STANDARD WITHOUT LOCK
STANDARD SANS SERRURE



S1

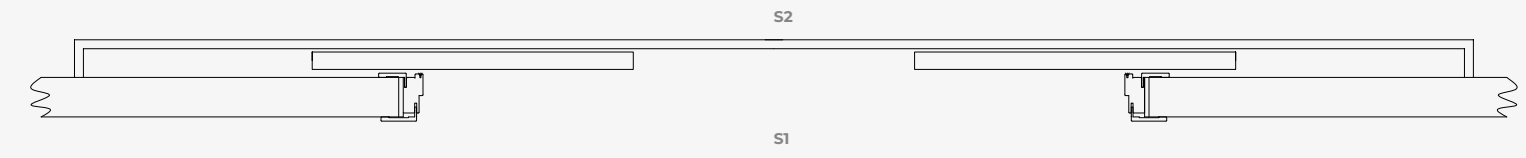



S2




Invisible Passing

DI SERIE CON SERRATURA STANDARD
SUPPLIED STANDARD WITH LOCK
STANDARD AVEC SERRURE



Sliding Doppia

DI SERIE CON CONCHIGLIA SENZA SERRATURA
SUPPLIED STANDARD WITHOUT LOCK
STANDARD SANS SERRURE



Vetri ed Accessori
GLASSES AND ACCESSORIES
VITRES ET ACCESSORIES



Vetri per Laccati e Texture


GLASSES FOR LACQUERED AND TEXTURE DOORS
VITRES POUR PORTES LAQUÉES ET TEXTURE




TRASPARENTE
BIANCO



TRASPARENTE
BRONZO



SATINATO
BIANCO



SATINATO
BRONZO

Colori per Linee e Disegni Art Glass

COLOURS FOR ART GLASS LINES AND DRAWINGS
COULEURS POUR LIGNES ET DESSINS ART GLASS



BIANCO



BEIGE GRIGIO



GRIGIO BEIGE



MARRONE



SEPPIA



SETA



TORTORA



ARGENTO



ARDESIA



NERO



ROSSO



CARMINIO



INDACO



VIOLETTO



ARANCIONE




VERDE

Riferimento indicativo colori RAL
Indicative reference RAL Colours
Référence indicative couleurs RAL

Vetri Art Glass

ART GLASS GLASSES
VITRES ART GLASS



EVA

Vetro Trasparente
Transparent Glass
Vitre Transparent




KIA

Vetro Satinato
Satinated Glass
Vitre Satiné



Decori Art Glass

ART GLASS DECORATIONS
DÉCORATIONS ART GLASS



SALFORD
Base Eva / Base Kia




IKON
Base Eva / Base Kia




MILOS
Base Eva / Base Kia




ITAPARICA
Base Eva / Base Kia




KAULA
Base Eva / Base Kia




ARGOS
Base Eva / Base Kia



ESPALMADOR
Base Eva / Base Kia



FORMENTERA
Base Eva / Base Kia




BORA BORA
Base Eva / Base Kia




LANZAROTE
Base Eva / Base Kia



MELVILLE
Base Eva / Base Kia



CUBA
Base Eva / Base Kia



TAHAA
Base Eva / Base Kia



ROSE
Base Eva / Base Kia



WATERARUM
Base Eva / Base Kia



COLIBRI
Base Eva / Base Kia

Ferramenta per Porte Art Glass

ART GLASS DOOR HARDWARE
FERRAGE POUR PORTES ART GLASS

Serrature Lock / Serrure




GREENLAND
CROMO / CROMAT

Serratura Greenland senza maniglia
Greenland lock without handle
Serrure Greenland sans poignée

Maniglia per Scorrevole Flush Door-handle / Poignée de Porte Coulissante





SQUARE G
CROMO / CROMAT




ROUND G
CROMO / CROMAT

Cerniere Door Hinges / Charnières de Porte



Apertura 90° / Opening 90° / Ouverture 90°
CROMO / CROMAT



Apertura 180° / 0°-90° / 0°+90°
Opening 180° / 0°-90° / 0°+90°
Ouverture 180° / 0°-90° / 0°+90°
CROMO / CROMAT

Maniglioni Handles / Poignées



SKYLER
INOX LUCIDO
INOX SATINATO

SKYLER - L 460
SKYLER - L 660
SKYLER - L 960
SKYLER - L 1660



SWAMI
INOX LUCIDO
INOX SATINATO

SWAMI - L 460
SWAMI - L 660
SWAMI - L 960
SWAMI - L 1660

Ferramenta

HARDWARE
FERRAGE


Cover

Guarnitura per cardine porta BASIC (opzionale)
Cover for BASIC hinge (optional)
Cache-gonds pour charnières système BASIC (optionnel)




Circle

Rosetta per serratura YALE
Rose for YALE lock
Rondelle pour serrure YALE




Quad

Rosetta per serratura YALE
Rose for YALE lock
Rondelle pour serrure YALE



Roll

Rosetta per serratura WC
Rose for WC lock
Rondelle pour serrure WC



Cube

Rosetta per serratura WC
Rose for WC lock
Rondelle pour serrure WC



Pomellino a scatto

Snap knob/ Bouton d'accrochage



CROMO
LUCIDO

ALLUMINIO
OPACO



BIANCO
OPACO

NERO
OPACO

Sistemi pushpull

Pushpull system/ Loose unmounted accessories



NERO

BIANCO

Fermi magnetici

Magnetic stops/ Butées magnétiques



NERO

BIANCO



Ferramenta


HARDWARE
FERRAGE

Serrature / Locks / Serrures

Solo per porte a Battente
Only for Swing doors
Uniquement pour les portes à Bate



Solo per porte scorrevole PASSING
Only for Sliding doors PASSING
Uniquement pour les portes coulissantes PASSING



Cerniere Invisibili / Invisible Hinge / Charnière Invisibles

Solo per versioni PLANYA, GHOST e LEVEL
Only for PLANYA, GHOST and LEVEL version
Uniquement pour versions PLANYA, GHOST et LEVEL



Conchiglie per Porte Scorrevoli

Flush Door-handl / Poignée de Porte Coulissant

ROUND



SQUARE



Ferramenta
HARDWARE
FERRAGE

Maniglie
Handles / Poignées

Mediterranean



CROMAT



CROMO



NERO



BIANCO

Riana



CROMAT



CROMO



NERO



BIANCO

Baltic



CROMAT



CROMO



CROMAT

Ionian



CROMAT



CROMO



CROMAT

Barents



CROMAT

Caribbean



CROMAT

Ferramenta
HARDWARE
FERRAGE

Maniglie
Handles / Poignées

Pacific



ORO



CROMAT



CROMO



BRONZO

Indian



ORO



CROMAT



CROMO



BRONZO

Arctic



CROMAT



CROMO



NERO



BIANCO

Atlantic



CROMAT



CROMO


Finiture

FINISHES / FINITION




Laccati
LACQUERED / LAQUEÉS

Laccati Light
Light Lacquered / Laques Light



LIGHT BIANCO EXEA LIGHT AVORIO EXEA

Laccati Premium Bianco
Premium White Lacquered / Blanc Laquées Premium



PREMIUM BIANCO EXEA


Laccati Premium Colori Standard
Premium Lacquered Standard Colours / Couleurs Standard Laquées Premium



PREMIUM BIANCO RAL 9016 PREMIUM BIANCO RAL 9010 PREMIUM BIANCO RAL 9001 PREMIUM GRIGIO TEL4 RAL 7047 PREMIUM AVORIO RAL 1013 PREMIUM BEIGE SABBIA NCS S 1505 Y 50R PREMIUM GRIGIO ROSSO NCS S 2005 Y 50R PREMIUM GRIGIO SETA RAL 7044 PREMIUM BEIGE GRIGIO RAL 1019 PREMIUM GRIGIO BEIGE RAL 7006 PREMIUM MARRONE PALLIDO RAL 8025



PREMIUM MARRONE SEPIA RAL 8014 PREMIUM GRIGIO TORTORA NCS S 5000 N PREMIUM GRIGIO ARGENTO RAL 7001 PREMIUM GRIGIO ARDESIA RAL 7015 PREMIUM NERO TRAFFICO RAL 9017 ECRÙ TOUCH TORTORA TOUCH LAND TOUCH LONDRA TOUCH DAKAR TOUCH PREMIUM ROSSO TRAFFICO RAL 3020



PREMIUM ARANCIO PURO RAL 2004 PREMIUM VERDE GIALLO RAL 6018 PREMIUM VIOLETTA PASTELLO RAL 4009


Laccati Premium Colori a Richiesta
Lacquered Premium Colours on Request / Couleurs Premium Laquées sur Demande



Texture
TEXTURE / TEXTURE




CONCRETE CEMENT BIANCO FRASSINO BIANCO POROAPERTO BIANCO SPAZZOLATO BIANCO AVORIO SPAZZOLATO AVORIO MATRIX ROVERE COUNTRY ROVERE AMBIENT




BIOVINTAGE WALNUT USA ROVERE SAHARA ROVERE ICE ROVERE FOG ROVERE PATROL NOCE CACAO NOCE CLEAR NOCE NAZIONALE CILIEGIO

Legni
WOOD / BOIS



CANALETTO NATURALE TOUCH CANALETTO LIGHT TOUCH CANALETTO ARDESIA TOUCH CANALETTO COOL TOUCH NOCE NAZIONALE NATURALE TOUCH NOCE NAZIONALE LIGHT TOUCH NOCE NAZIONALE CARBON TOUCH FRASSINO COOL TOUCH FRASSINO GLAM TOUCH FRASSINO THERMO TOUCH FRASSINO PORO LACCATO



TANGANIKI VANIGLIA TOUCH TANGANIKI COOL TOUCH TANGANIKI GLAM TOUCH TANGANIKI THERMO TOUCH ROVERE NATURALE TOUCH ROVERE LIGHT TOUCH ROVERE THERMO TOUCH ROVERE VANIGLIA TOUCH ROVERE CARBON TOUCH



La stampa delle immagini non consente una perfetta riproduzione della tonalità dei colori, che sono puramente indicativi.

L'azienda si riserva di apportare in qualsiasi momento e senza preavviso, quelle modifiche sia tecniche sia estetiche che ritenesse utili per esigenze di carattere produttivo e commerciale.

Le textures ed i colori dei materiali e delle finiture hanno valore indicativo in quanto soggetti alle tolleranze dei processi di stampa.

Il presente catalogo è tutelato dalla legge sui diritti di autore di esso, è quindi proibita ogni riproduzione, totale o anche parziale; il listino prezzi contenuto può avere frequenze di aggiornamento extra-catalogo.

Questo catalogo non è ritenuto vincolante ai fini contrattuali.

The image does not print a perfect reproduction of shades of colors, which are therefore purely indicative.

The company therefore reserves the right to modify at any time and without notice, those changes both technical and aesthetic thought useful for needs of productive and commercial character.

The textures and colors of materials and finishes are indicative as subject to the tolerances of the printing process.

This catalogue is protected by copyright law and it is prohibited any reproduction, total or partial.

The price list contents may be occasionally updated with extra-catalogue news.

This catalogue is not binding for the purposes of the contract.

L'impression des images ne permet pas de reproduction parfaite et la tonalité des couleurs, mais simplement indicative.

L'entreprise se réserve donc le droit d'apporter à n'importe quel moment et sans préavis ces modifications soit techniques ou esthétiques s'il retient utile pour des exigences de caractère productif et commercial.

Les textures et les couleurs des matériaux et des initions ont valeur indicative en combien sujets aux tolerances des processus de presse.

Le présent catalogue est tutelé par la loi sur les droits de l'auteur et donc interdit chaque reproduction totale ou partiel, le tarif contenu peut avoir fréquences de mis a joue extra catalogue. Ce catalogue n'est pas considéré comme contraignant à des ins contractuelles.

WWW.EXEAPORTE.COM



LA NOSTRA PORTA

www.exeaporte.com
info@exeaporte.com

Tel. +39 0173.240120
Fax +39 0173.240121

EXEA IS A TRADEMARK

AGOPROFIL[®]
PORTE ▲ PENSATE

Regione Rossi, 1
12060 / BELVEDERE LANGHE

www.agoprofil.com
info@agoprofil.com